



GEOSYNTHETICS

NON-WOVEN FABRICS

WOVEN FABRICS

GEOGRIDS

ASPHALT REINFORCEMENT

DRAINAGE PRODUCTS

EROSION PROTECTION

WATERPROOF MEMBRANES

BERMÜLLER & Co. GMBH

Rotterdammer Straße 7
90451 Nürnberg
Germany

Phone +49 (0)911-64 200-0
Fax +49 (0)911-64 200-15

info@beco-bermueller.de
www.beco-bermueller.de



ENTIRE PROGRAM

We give you an up-to-date survey of our entire program of geosynthetics with the present edition of our catalog. The basis of our field of activities are quality products and an outstanding service which is of use to our clients.

PRODUCTS AND PROBLEM SOLVING


Geosynthetics allow economical and safe types of constructions which are often far superior to standard procedures. With a balanced and complete program we offer you optimal solutions which are geared to the task and the state-of-the-art.

STOCK AND LOGISTICS

Being the supplier of a geosynthetic program, it is our task to have all standard filter fabrics, drainage products, geogrids, waterproofing products, etc. available on stock for the urgent demand of our customers.

APPLICATION ENGINEERING

Based on our wide variety of products, technical competence and many years of experience, we are able to provide solutions to site-specific problems. For all our clients at home and abroad, we offer an application engineering service to develop drafts of solutions, recommendations, hydraulic calculations and stability proofs, etc. We offer safe solutions designed by professional engineers.



WE PREPARE THE GROUND FOR YOUR SUCCESS

SUMMARY

BETEX TP – Non-woven fabrics	4
BETEX G – Non-woven fabrics	6
BEFORCE – Polypropylene woven fabrics	8
BEFORCE – Polyester woven fabrics	10
BEGRID – Polyester geogrids	12
BEBIT – Asphalt reinforcement grids	14
DROPTEC – Protection and drainage mats	16
BEDRAIN – Drainage grids	18
BEMAT – Drainage mats	20
EROSION PROTECTION	22
WATERPROOF MEMBRANES	24



04



BETEX TP NON-WOVEN FABRICS

Under the brand name BETEX, we offer several staple fibre non-woven fabrics for different application purposes.


BETEX non-woven fabrics perform the functions of filtration, separation and protection in a range of civil engineering fields.

As a filter in drainage layers, they prevent the migration of fine soil particles while allowing efficient drainage. With the right dimensional analysis BETEX non-woven fabrics stand out for their effective filter stability in the long-term.

As separation layer, BETEX non-woven fabrics prevent the mixing of different layers. With their help, fill material and underlayers can fulfil their functions for a considerably longer time. Where drainage water quantity is lower, non-woven fabrics also can be used for carrying the water within the plane of the geotextile itself.

BETEX TP

Non-woven fabrics



Higher weight BETEX non-woven fabrics protect membranes or pipes against mechanical stress. By the use of BETEX non-woven fabrics less fill and less excavation is needed.

In comparison with conventional methods not only the construction costs but also the maintenance costs decrease significantly. The user benefits from reduced operating costs as well as higher performance.

BETEX non-woven fabrics are easy to handle and install at the construction site.

05



TECHNICAL DATA

	UNIT	TP 15	TP 17	TP 20	TP 25	TP 30	TP 35	TP 40	TP 50	TP 80	
Raw material		Polypropylen (PP) - staple fiber									
Bonding type		mechanically									
Mass per unit area	g/m ²	150	170	200	250	300	350	400	500	800	
Thickness	mm	2,5	2,8	3,0	3,5	4,0	4,2	4,5	5,5	6,5	
Roll dimension	m	2,00 X 100 4,00 X 100 6,00 X 100 8,00 X 100							2,00 X 50 4,00 X 50 6,00 X 50 8,00 X 50		
Special dimensions on request											

Although not guaranteed these results established to the best of our knowledge, offer a true and accurate record of the production performance. Any kind of responsibility for the performance of these products can not be accepted. The right to alter product specifications without prior notice is reserved.




06

BETEX G NON-WOVEN FABRICS

The BETEX G non-woven fabrics are produced of high-quality polypropylene fibers in a state-of-the-art production site in Europe. In contrary to the standard simply mechanical bonded products, those non-woven fabrics are double-sided thermally fixed in a second step of the production. By this means, the advantages of mechanically compacted filter fabrics (e.g. flexibility of rolls during installation) are combined with those of thermally compacted non-woven fabrics (e.g. lower roll diameters and therefore minor packing measures). Therefore BETEX G non-woven fabrics can be designated as “the best of both worlds”, which results in a series of advantages.

OUTSTANDING MECHANICAL AND HYDRAULIC PROPERTIES

Due to the excellent mechanical and hydraulic properties of BETEX G, it fulfills the requirements of geotextile separation and filter systems.



SIMPLE AND QUICK PROCESSING ON THE CONSTRUCTION SITE

A further big advantage is the quick processing and installation on the construction site. The rolls can be unrolled easily and precisely. Cutting to fit is performed with cutting devices or carpet cutters. Furthermore, the non-woven fabrics are extremely flexible and can adapt to unevenness of the adjacent soil. Hereby, an ideal compound is ensured without cavities between soil and non-woven fabrics, which assures for permanent functioning.

SMALL PACKING MEASURE OF

NON-WOVEN ROLLS

A VERY COMPACT PACKING MEASURE CAN BE REALIZED BY THE THERMAL SURFACE TREATMENT OF BETEX G NON-WOVEN FABRICS. EXISTING LOCAL STORAGE CAPACITIES CAN CONSIDERABLY BETTER, BE UTILIZED, AND THE COSTS OF TRANSPORTATION ARE OPTIMIZED.

07

TECHNICAL DATA

	UNIT	100 NW	120 NW	140 NW	170 NW	200 NW	270 NW	300 NW	400 NW	500 NW	600 NW
Raw material		Polypropylen (PP) - white									
Bonding type		mechanically, thermally fixed									
Mass per unit area	g/m ²	100	120	140	170	200	270	300	400	500	600
Thickness	mm	0,9	1,1	1,2	1,4	1,5	1,9	2,0	2,9	3,6	3,9
Maximum tensile strength	kN/m	7,5 7,5	9,0 9,0	11,0 11,0	13,0 13,0	15,0 15,0	21,0 21,0	22,0 22,0	26,0 26,0	31,0 31,0	38,0 38,0
Static puncture force (CBR)	kN	1,45	1,80	2,15	2,50	2,90	3,80	4,40	5,60	6,50	7,70
Roll dimension Special dimensions on request	m	5,40 X 100									

Although not guaranteed these results established to the best of our knowledge, offer a true and accurate record of the production performance. Any kind of responsibility for the performance of these products can not be accepted. The right to alter product specifications without prior notice is reserved.



BEFORCE POLYPROPYLENE WOVEN FABRICS

BEFORCE PP woven fabrics are applied where reinforcement of soil is required in addition to separating and filter functions. To produce woven geotextiles, polypropylene films are cut to thin stripes and subsequently stretched. During the production process, a geotextile is created in which the individual monofilaments are arranged evenly in machine and cross machine direction. Wovens are preferably used for the soil stabilization and improving the load-bearing capacity in the field of road and traffic ways as well as in the field of railroad construction.



08



BEFORCE

Polypropylene woven fabrics



09

TECHNICAL DATA

	UNIT	PP 25	PP 30	PP 40	PP 48	PP 60	PP 80	PP 105
Raw material		Polypropylen (PP) - split film						
Mass per unit area	g/m ²	126	153	189	220	283	380	555
Maximum tensile strength	kN/m	25 25	30 30	40 40	48 48	60 60	80 80	105 105
Elongation at max. tensile strength	%	13 12	16 17	17 12	18 13	17 13	19 15	20 15
Roll dimension Special dimensions on request.	m	5,20 X 100 5,20 X 200						

Although not guaranteed these results established to the best of our knowledge, offer a true and accurate record of the production performance. Any kind of responsibility for the performance of these products can not be accepted. The right to alter product specifications without prior notice is reserved.




10

BEFORCE POLYESTER WOVEN FABRICS

BEFORCE polyester woven fabrics are produced from multifilament yarns. The fabrics of high-module polyester yarns offer the advantage of being able to take high tensile forces already at low elongations. For that reason they are primarily installed in application areas which require reinforcement of soil with only small admissible deformations. This specifically applies to supporting structures of reinforced soil. Polyester wovens increase the load-bearing capacity of the subgrade to the effect that the construction of embankments is also possible on soft subgrade.

BEFORCE

Polyester woven fabrics



THE ADVANTAGES OF BEFORCE POLYESTER WOVEN FABRICS:

- high tensile strength
- low elongation
- high flexibility and adaptation to the subgrade
- low creeping tendency
- good chemical resistance

APPLICATION AREAS OF BEFORCE POLYESTER WOVEN FABRICS:

- foundation of embankments
- reinforced supporting structures
- stabilization of building structures



11

TECHNICAL DATA

	UNIT	100/50	100/100	150/50	200/50	200/200	300/50	400/50	400/100	500/50	600/50	800/50
Raw material		Polyester (PET) - multifilament										
Mass per unit area	g/m ²	240	310	320	400	620	560	720	800	900	1 150	1 400
Maximum tensile strength	kN/m	100 50	100 100	150 50	200 50	200 200	300 50	400 50	400 100	500 50	600 50	800 50
Elongation at max. tensile strength	%	10 10	10 10	10 10	10 10	10 10	10 10	10 10	10 10	10 10	10 10	10 10
Roll dimension Special dimensions on request.	m	5,30 X 100										

Although not guaranteed these results established to the best of our knowledge, offer a true and accurate record of the production performance. Any kind of responsibility for the performance of these products can not be accepted. The right to alter product specifications without prior notice is reserved.



12


BEGRID POLYESTER GEOGRIDS

Woven geogrids made from Polyester are used very successfully world wide. These products enable long-term solutions which would not have been possible with conventional construction methods, or only with considerable disadvantages. The effectiveness and economy can be verified through consideration of the long-term behaviour.

BEGRID is a woven geogrid made from high strength polyester yarns. The longitudinal and transverse properties can vary and can be exactly defined. For stabilisation and protection reasons the geogrid is coated with polymer plastics.

OPERATION

In contrast to a close-meshed woven, the special advantage of a geogrid like BEGRID is the interlocking of subsoil and fill material through the large-mesh structure. Therefore, BEGRID is an economic and safe solution for many applications, where cohesionless and coarse-grained soils have to be reinforced.



BEGRID

Polyester geogrids



GOOD REASONS FOR THE APPLICATION OF BEGRID:

- high tensile strength
- individual adjustment of the necessary tensile strength (longitudinal and transverse)
- high flexibility and adaptation to the subsoil profile
- low creep even at high temperatures
- good interlocking performance
- identical mechanical properties of the raw material at the junctions
- low susceptibility to construction damage due to high tear strength
- low elongation
- good chemical resistance at pH < 9

LOWER INSTALLATION HEIGHT, SHORT
CONSTRUCTION TIMES, FASTER
WORKING, CONSISTENT QUALITY
AND LOW TRANSPORTATION COSTS
RESULT IN TECHNICALLY OPTIMAL
AND EXTRAORDINARILY ECONOMICAL
CONSTRUCTION METHODS.

RANGE OF APPLICATIONS OF BEGRID:

- foundations of embankments in transport construction
- economic construction of steep slopes
- reinforced retaining walls up to 90°
- increased stability against sliding failure on slopes

13

TECHNICAL DATA

	UNIT	20/20	30/30	40/20	40/40	50/20	50/50	60/30	60/60	80/30	80/80	100/100	110/30	130/30	150/30	200/30
Raw material		Polyester (PET)														
Mass per unit area	g/m ²	150	200	200	290	275	380	330	430	400	560	845	440	585	640	800
Maximum tensile strength	kN/m	24 28	38 38	50 28	44 49	59 28	59 60	75 38	67 63	88 37	88 91	109 112	120 35	133 32	155 36	225 32
Elongation at break	%	12 13	12 13	12 13	12 13	12 13	12 13	12 13	12 13	12 13	12 13	12 13	12 13	12 13	12 13	12 13
Mesh - size	mm	20	20	20	20	20	20	20	20	20	20	20	20	20	20	15
Roll dimension Special dimensions on request.	m	5,00 X 100										2,34 X 100				

Although not guaranteed these results established to the best of our knowledge, offer a true and accurate record of the production performance. Any kind of responsibility for the performance of these products can not be accepted. The right to alter product specifications without prior notice is reserved.

BEBIT ASPHALT REINFORCEMENT

The permanently growing traffic volume and load by transport of goods result in significant requirements of the road network. Especially the heavy-duty traffic with high axis loads brings a faster and faster wear and tear of the road covering and an abbreviated usage period with increasing repair work.

Asphalt had already been used for reinforcing traffic roads in ancient times and has proven to be a long-lasting construction material in the field of road construction until today. However, asphalt can take only minor tensile stress. The consequence is a premature formation of cracks in the new road covering and an increased requirement for repair work. BEBIT asphalt reinforcement grids counteract against these undesirable symptoms and offer an economic solution for the traffic way construction. Fields of application of BEBIT asphalt reinforcement grids are various. They are applied as asphalt layer reinforcement, for extension of driveway widths, pavement breaking and in areas with high traffic load. Furthermore, BEBIT reinforcement grids are used as a precaution to avoid formation of ruts and with the construction and repair of the surfaces of air traffic areas.

14



BEBIT PRODUCT PROGRAM


BEBIT G, an extra-sturdy reinforcement grid, made of low-creep and extremely temperature-resistant technical glass fibers, can absorb high tensile stress already at minor elongation. The melting point of BEBIT G is at 850° C. In addition, the glass fibers are recyclable to the effect that milling-off is no problem in case of repair. The re-use of the recycled asphalt is possible.

BEBIT G plus consists of reinforcing grid BEBIT G. Additionally, it is equipped with a mesh fill made out of voluminous glass fiber yarns. This additional glass roving acts as an installation aid and increases together with the bituminous emulsion the adhesion to the layer surface during the installation. It allows for a faster and more secure processing without extra mechanical fixing as well as an excellent layer compound. Gritting after the installation can be avoided.

Please ask for our detailed special brochures *BEBIT Asphalt Reinforcement*.

BEBIT

Asphalt reinforcement




15



TECHNICAL DATA

	UNIT	BEBIT G 50	BEBIT G 100	BEBIT G 50 PLUS	BEBIT G 100 PLUS
Type		grid		glass with glass mesh-filling	
Raw material		glass		glass/glass	
Mass per unit area	g/m ²	215	400	255	500
Maximum tensile strength	kN/m	60 60	115 115	60 60	110 110
Elongation at break	%	3,0 3,0	3,0 3,0	3,0 3,0	3,0 3,0
Roll dimension Special dimensions on request	m	1,10 X 100 2,20 X 100 4,40 X 100			

Although not guaranteed these results established to the best of our knowledge, offer a true and accurate record of the production performance. Any kind of responsibility for the performance of these products can not be accepted. The right to alter product specifications without prior notice is reserved.



16



DROPTEC PROTECTION AND DRAINAGE MATS

DROPTEC drainage layer is composed of polyethylene foam flakes of various particle sizes with a mechanically bonded non-woven as filter layer laminated to the top.

The filter layer meets the requirements of the German geotextile robustness class GRK 3 and is filter stable against most soils. The polyethylene foam flakes are primary grade raw materials, which are permanently bonded in a thermal process that does not use glues or chemical additives. Certain grades have longitudinal grooves on the bottom of the drainage layer to ensure effective drainage.

DROPTEC can be installed either horizontally or vertically. This product is the perfect solution to any problem involving the long-term protection of below-ground structures from the harmful effects of water.

DROPTEC PROTECTION AND DRAINAGE MAT HAS THE FOLLOWING

STRIKING BENEFITS:

- high drainage efficiency
- protection effectiveness
- resistant to chemical attack
- insensitive to temperatures
- environmentally friendly
- economic placing due to supply in rolls

DROPTEC

Protection and drainage mats



DROPTEC offers at the same time optimal structural and puncture protection in one product. The PE foam used is tough and permanently elastic.

Even under higher fill loading and coarse-grained material DROPTec provides protection of geomembranes, root protection films or other thermoplastic barrier sheets.



APPLICATION AREAS OF DROPTec PROTECTION AND DRAINAGE MATS:


- protection and drainage function in capping of landfills
- drainage layer over underground garages
- protection and drainage function in green roof systems
- protection function for tunnel construction
- protection and drainage function in retaining walls and bridge abutments

17

TECHNICAL DATA

	UNIT	DROPTec G 20 EX	DROPTec G 30	DROPTec D 25	DROPTec D 35
Application		green roof		tunnel and landfill construction	
Raw material		Polyethylen (PE) – foam flakes, Polyester (PET) – non-woven			
Thickness	mm	≥ 20	≥ 25	≥ 25	≥ 35
Mass per unit area	g/m ²	1.800	2.200	2.200	3.000
Hydraulic conductivity (i = 1) at					
5 kPa / m ²	l/(s · m)	4,19	4,42	4,42	5,14
10 kPa / m ²		3,57	3,72	3,72	4,06
20 kPa / m ²		2,19	2,48	2,48	3,07
40 kPa / m ²		0,86	0,94	0,94	1,12
60 kPa / m ²		0,18	0,19	0,19	0,25
Roll dimension	m	1,0 X 2,25	1,0 X 10	1,0 X 10 2,0 X 65	

Although not guaranteed these results established to the best of our knowledge, offer a true and accurate record of the production performance. Any kind of responsibility for the performance of these products can not be accepted. The right to alter product specifications without prior notice is reserved.



BEDRAIN DRAINAGE GRIDS

BEDRAIN drainage grid is a rigid synthetic grid made from extruded HDPE (high density polyethylene). The material has high shear and breaking strength at minimal elongation. BEDRAIN drainage grid replaces granular drainage and filter layers and other drainage products and provides optimal performance.

The raw HDPE material is extremely resistant to all harmful substances found in soils. It is even resistant to chlorinated hydrocarbons. For this reason, HDPE geomembranes are the preferred solution for sealing of landfills. Therefore, BEDRAIN drainage grid can be used for surface drainage of fluids and gases in landfills and other works.

The drainage grid has high compressive strength. Therefore, the transmissivity is hardly reduced even under high overburden loading. BEDRAIN drainage grids may be driven on by site machinery without causing problems.

BEDRAIN

Drainage grids



Further applications are possible with BEDRAIN drainage grid VGF. One side of the basic grid is covered with a non-woven and the other side with a PE-membrane.

FIELDS OF APPLICATION OF BEDRAIN DRAINAGE GRIDS:

- sealing of landfill cappings
- tunnel construction
- retaining walls
- bridge abutments
- protection of foundation walls
- green roof systems
- greening of underground parking
- drainage below block paving



Please ask for our detailed special brochure *BEDRAIN drainage grids*.



TECHNICAL DATA

	UNIT	VG 1	VG 3	VG V 1	VG V 3	VG V 1 – B
Type		non-woven / grid		non-woven / grid / non-woven		
Raw material		Polyethylen (PE) – grid, Polypropylen (PP) – non-woven				
Thickness other thicknesses on request	mm	5,3	9,8	5,5	10,0	5,0
Mass per unit area	g/m ²	760	1.410	920	1.570	880
Hydraulic conductivity (i = 1) at		soft/hard	soft/hard	soft/soft	soft/soft	soft/soft
20 kPa / m ²	l / (s · m)	≥ 1,30	≥ 1,40	≥ 0,61	≥ 0,90	≥ 1,10
100 kPa / m ²		≥ 1,00	≥ 1,20	≥ 0,29	≥ 0,55	≥ 0,85
200 kPa / m ²		≥ 0,80	≥ 0,92	≥ 0,19	≥ 0,36	≥ 0,74
Roll dimension	m	2 X 50				

Although not guaranteed these results established to the best of our knowledge, offer a true and accurate record of the production performance. Any kind of responsibility for the performance of these products can not be accepted. The right to alter product specifications without prior notice is reserved.

BEMAT DRAINAGE MATS


The performance of the BEMAT drainage mat is achieved by the three dimensional core structure made from polypropylene monofilaments.

The material has a temperature resistance from -20°C to $+100^{\circ}\text{C}$. The mats are UV and salt water resistant and are not affected by the common chemical substances found in soils.

The three dimensional structure of polypropylene monofilaments is covered on one or both sides with a non-woven filter fabric, which provides effective long-term filtration.


The non-woven fabrics are bonded to the polypropylene monofilaments. The thickness, and therefore the drainage capacity, of the core is not reduced by this process. Drainage mats can be used for both vertical and horizontal drainage due to their high voids ratio and the bonded non-woven filter fabrics.

The BEMAT drainage mat VWV8 has been specially developed for special application areas with higher superimposed loads. Stability under high superimposed loads is achieved through the special structure of the drainage core.



20





FIELDS OF APPLICATION OF BEMAT DRAINAGE MATS:

- drainage of soil-contacting structural elements
- surface drainage
- green roof systems
- protection of foundation walls
- landfill construction
- tunnel construction



BEMAT drainage mats are rot-proof and environment-friendly. Installation of mats which are delivered in rolls is extremely economical and uncomplicated, also due to the low weight.


TECHNICAL DATA

	UNIT	VW 13	VW 20	VWV 13	VWV 20	VWV 8
Type		non-woven / wire mat		non-woven / wire mat / non-woven		
Raw material		Polypropylen (PP) – wire mat, Polypropylen (PP) – non-woven				
Thickness	mm	13	20	13	20	8
Mass per unit area	g/m ²	790	790	930	930	810
Hydraulic conductivity (i = 1) at						
20 kPa / m ²	l / (s · m)	6,00	4,10	2,20	3,99	2,11
50 kPa / m ²		2,75	1,50	0,80	1,44	1,76
100 kPa / m ²		0,70	0,43	0,40	0,39	1,41
Roll dimension	m	2,00 X 25	2,00 X 20	2,00 X 25	2,00 X 20	2,00 X 30

Although not guaranteed these results established to the best of our knowledge, offer a true and accurate record of the production performance. Any kind of responsibility for the performance of these products can not be accepted. The right to alter product specifications without prior notice is reserved.

EROSION PROTECTION

BEMAT W EROSION PROTECTION MATS




BEMAT W are three-dimensional erosion protection mats, consisting of a three dimensional wire mat made out of polypropylene monofilaments. In places where permanent and dense growth cannot be ensured and a rot-proof erosion protection is required, BEMAT W erosion protection mats will be installed. Specifically during the vegetation growth, erosion grooves are avoided as the soil is well anchored and, to a large extent, secured against washing-out. To ensure the stability with very long or steep slopes, mats with attached geogrids have been developed which allow for taking high tensile forces. In water construction, BEMAT W erosion protection mats are installed in the bottom and slope area to prevent slipping and flushing-away of soil and covering substrate. Washing-out by dashing of waves is effectively avoided.



22

EROPLUS


EROPLUS is a geotextile erosion protection and vegetation mat, which consists of two layers. It is made from a thick, lightly bonded non-woven, which is stitched linearly to a coarse jute woven.



Grass seed is incorporated into the product in a special process which ensures surface vegetation after installation. The used grass types are undemanding, short growing and with strong root development.

The surface non-woven partly absorbs precipitation, which is drained in the direction of the slope. Thus the underlying soil is protected against erosion damage. The thin roots of the grass ensure additional stability after germination. Eroplus is made from at least 50% natural raw material which releases growth promoting nutrients during the rotting process. In natural slope protection and waterways, the protection function of a filtration and stabilisation material is only necessary until secondary fixing by vegetation has taken place.

EROSION PROTECTION



COIR FABRIC - JUTE FABRIC

For erosion protection measures it can be sensible to use decomposable products of natural fibers. This is specifically the case when no more damage is expected after performed growing of the surfaces.

In addition, jute and coconut fabric balance deviations in temperature which influence germination favorably. Since water can be very well stored and is only released slowly, drying of the soils can be counteracted.

The fabric can then be easily installed and will adapt well to the terrain. Furthermore, also uneven surfaces are evenly covered. Jute and coconut fabric decay without residues and will in this way become valuable topsoil.

FASTENING MATERIAL

For fixing of geosynthetics and natural erosion protection mats, special wooden pegs and/or metal stirrups are used depending on their application purpose. They ensure full-surface connection of the erosion protection mats to the base surface and avoid unintentional detachment by occurring weather influences.

23





TECHNICAL DATA

	UNIT	W 13	W 20	W 20 RF 35	EROPLUS	JUTE	COIR
Type		erosion protection mat		erosion protection mat with geogrid	geocomposite	woven	
Raw material		Polypropylen (PP)		Polypropylen (PP) - wire mat, Polyester (PET) - geogrid	Polypropylen (PP) - non-woven, natural raw materials	jute	coir
Mass per unit area	g/m ²	500	650	645	CA. 250	CA. 500	CA. 700
Thickness	mm	13	20	17	---		
Maximum tensile strength	kN/m	1,8	2,0	35	---		
Roll dimension	m	2,00 X 40 4,00 X 40	2,00 X 30 4,00 X 30	2,00 X 30	2,10 X 50	1,22 X 50	1,00 X 50 2,00 X 50

Although not guaranteed these results established to the best of our knowledge, offer a true and accurate record of the production performance. Any kind of responsibility for the performance of these products can not be accepted. The right to alter product specifications without prior notice is reserved.

WATERPROOF MEMBRANES

Various geomembranes are used for the long term waterproofing of works. Fields of application in civil engineering are dam and dike constructions, transport and leisure hydraulic engineering, and landfill construction. Waterproof membranes play an essential part in waterproofing of earthworks.



RAW MATERIALS

- PVC polyvinylchloride
- PE polyethylene with the types HDPE and LDPE

Those products belong to the family of synthetic named thermoplastics, which differ in their molecular structure as follows: amorphous thermoplastics e.g. PVC partially crystalline thermoplastics e.g. PE

24


CHARACTERISTICS OF PVC

PVC is a flexible material, distinguished by its ease of installation. It has good multi-axial expansion capability, high heat resistance and high tear strength. The characteristics of PVC can be modified to meet specific performance needs. PVC membranes can be delivered as prefabricated sheets. Durable seams and junctions are achieved by a specialist in the process.

CHARACTERISTICS OF PE


Tensile strength, coefficient of elasticity and chemical resistance increase with density. PEHD is the only common synthetic which retains its low permeability in contact with chlorinated hydrocarbons (fuels, oils, etc.). Therefore landfill containments are mainly constructed using PEHD membranes. PEHD represents the state of the art for containment of landfills, providing the greatest safety against permeation of harmful substances into ground water. An expert installation and seams which can be tested, are important for every containment. Every installation is only as good as its seams! In accordance with current regulations, waterproofing membranes must be protected from damage during installation and in service. This protection is provided by needlepunched nonwovens that are as thick as possible.

WATERPROOF MEMBRANES



FIELDS OF APPLICATION OF MEMBRANES:

- landfill construction
- rain retaining basins
- lakes and ponds
- road construction
- dike construction
- sealing of building structures
- hydraulic engineering
- green roof systems
- dam construction
- gasoline fields





ROOFING PRODUCTS

GREEN ROOF SYSTEMS

- Extensive green roofs
- Intensive green roofs
- Greening of underground parking
- Paved areas

METAL ROOF

- BEVENT SK - waterproof separation layer with laminated wire mat
- BEVENT W - wire mat
- BEVENT M - waterproof roof underlayer which allows air - diffusion

FURTHER FIELDS OF COMPANY OPERATIONS



FALL PROTECTION COVERINGS

PEGASOFT jointless safety surfaces

REGUM play mats

REGUM elastic and safety tiles

REGUM elastic composite pavements

REGUM palisades

REGUM elastic edges and sandbox framings

REGUM insulation and building protection mats





SPORTS FIELD EQUIPMENT

LOB SPORT®

SPORT CONSTRUCTION MATERIAL

BECOlastic synthetic turf systems

Base courses for natural turf pitches

Tennis sand, brick meal

Sand for clay courts „Deckenrot“ / „BECOtenn“

Dynamic layers

Beach Drain, drainage layer for beach courts



FURTHER FIELDS OF COMPANY OPERATIONS

RAILROAD TRACK CONSTRUCTION

REGUM rail filling elements

REGUM rail products

Services



